




S-PRINT

SPECIFICATIONS

Composition	Average Thickness	Carrier	Certifications
PU	85 microns	non adhesive polyester	<p>REACH n° 1907/2006/EU</p> <p>    </p>

APPLICATION INSTRUCTIONS

APPLIES ON	SUGGESTED CUTTING SETTINGS			TRANSFER SETTINGS			
cotton, polyester, poly/cotton blends, Spandex	Blade	Pressure	Speed	Time : Textile Weight	Temperature	Pressure	Peel
	45°	60 gf	15 cm/sec	<p>≤ 160g/m²=5sec</p> <p>> 160g/m²=10sec</p>	120°C (248°F)	Medium (2,5/3,5 bar)	hot

- Print using **SOFT PRINT COLOR MATT** profile and cut the material
- Allow the print to dry at least 15 minutes
- Weed excess material
- Remove the print from the carrier with the help of TTD Easy/Advanced
- Place the decoration on the fabric
- Heat apply at the conditions shown above
- Peel TTD Easy/Advanced while hot

PRODUCT HIGHLIGHTS

- Soft touch
- Low transfer temperature
- Short transfer time

 **NOTE:** Given the large number of inks and printers, we highly recommend to perform a test before launching a production

CARE AND WASHING RECOMMENDATIONS

Washing	Ironing	Tumble dry	Dry cleaning	Storage Shelf Life	Storage Temperature	Storage Conditions	Position
Up to 40°C, best inside-out	YES best inside- out	YES (cotton cycle)	NO	Up to 2 years	Between 18°C and 26°C	Away from sunlight and dust	Vertical

- Wait 24 hours after the application before the first wash
- Respect the textile recommendations
- Do not bleach or use aggressive chemical agents